



# April 2022 Financials

# Disclaimer

The data, statements and information presented in this report is for informational purposes only, and it does not constitute financial or investment advice. Further, the financial statements presented have not undergone a comprehensive financial statement audit from a third-party professional accounting firm. As such, there may exist errors or inaccuracies that materially misstate the financial statements. We are not responsible for any financial losses or adverse outcomes that may result from making investment decision based on the data presented herein. Further, by viewing this report you agree that the statements in this report do not constitute a representation, warranty or guaranty regarding any matter, and you are not relying thereon, but will conduct your own due diligence. You hereby release, waive and relinquish any and all claims, causes of action and disputes against Aave, its contributors, and the creators of this document. THIS REPORT DOES NOT CONSTITUTE ADVICE FOR ANY PURPOSE. The forward-looking statements in this report are subject to numerous assumptions, risks and uncertainties which are subject to change over time. There are many risk factors, including those relating to blockchain and cryptographic technology generally, as well as Aave specifically, that could cause actual results or developments anticipated by us not to be realized or, even if substantially realized, to fail to achieve any or all of the benefits that could be expected therefrom. We reserve the right to change the plans, expectations and intentions stated herein at any time, and we undertake no obligation to update publicly or revise any forward-looking statement, whether as a result of new information, future developments or otherwise. ACCORDINGLY, WE RECOMMEND THAT YOU DO NOT RELY ON, AND DO NOT MAKE ANY FINANCIAL DECISION OR INVESTMENT BASED ON, THE STATEMENTS CONTAINED IN THIS UPDATE

## What is Aave?

*"Aave is an open source and non-custodial liquidity protocol for earning interest on deposits and borrowing assets"*

# Ecosystem Reserve

Aave Ecosystem Reserve over time



Market conditions in recent months have caused downward price pressure on AAVE. The Ecosystem Reserve is predominately AAVE and as a result, total balance has decreased in line with price. The balance currently stands at \$281.7m. AAVE depreciated in value by 30.2% since the end of March.

# Treasury Balance and Contract Information

## Treasury Information

Category	Value
<b>Ecosystem Reserve</b>	0x25f2226b597e8f9514b3f68f00f494cf4f286491
<b>AAVE Contract address</b>	0x7fc66500c84a76ad7e9c93437bfc5ac33e2ddae9
<b>Treasury Balance (USD)</b>	\$323.5m - incl. Ecosystem Reserve, Ethereum and Polygon Reserve Factors

## Aave Token information

Category	Value
<b>Name</b>	Aave
<b>Symbol</b>	AAVE
<b>Type</b>	ERC-20
<b> Holders</b>	108,166
<b>Current Price (USD)</b>	\$143.75 - EOM price
<b>Transfers Count</b>	1,503,306
<b>Senders</b>	275,230
<b>Receivers</b>	360,522
<b>Total supply</b>	16,000,000
<b>First transfer</b>	2020-10-02
<b>Latest transfer</b>	2022-06-08

Disclaimer - all information stated above was correct as of 8th June 2022 using information from [coingecko.com](https://www.coingecko.com)

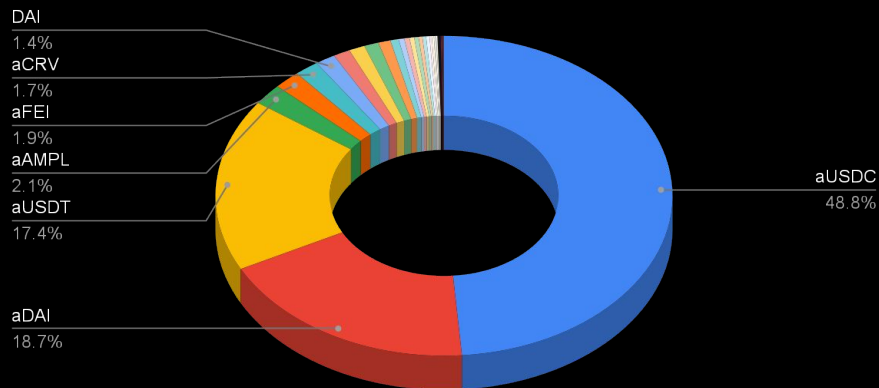
# Ethereum Network - V1 & V2 Market Reserve Factor

## Ethereum Balance Review

The Ethereum Network - V1 & V2 Market's Reserve Factor combined hold 61 tokens totalling \$31.6m. During April, the Reserve Factor increased by a combined \$1m. This is a 3.3% increase MoM. The holdings within this account are generally low vol assets being stablecoins which total ~ 90% of the total balance. The reduction in total holdings is due to the recent DeFi market downturn.

For presentational purposes, we show all tokens greater than 1%. The tokens less than 1% individually total \$1.7m only 4.6% combined. For a full breakdown of the balance, please refer to the [Dune dashboard](#) prepared by the Llama team. The next page shows the breakdown of assets.

Ethereum V1, V2 Reserve Balance - \$USD



# Ethereum Network - V1 & V2 Market Reserve Factor (Cont.)

## Detailed Holding Summary

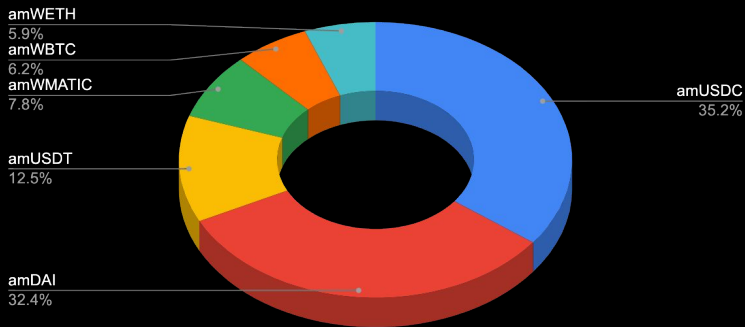
	Symbol	# Tokens	Balance (\$)	% of Holdings
<b>ETHEREUM Balance</b>	ETH	104	284,770	0.90%
<b>ERC-20 TOKENS</b>				
	aUSDC	15,401,299	15,429,970	48.82%
	aDAI	5,888,684	5,910,504	18.70%
	aUSDT	5,507,117	5,518,673	17.46%
	aAMPL	643,967	671,981	2.13%
	aFEI	597,779	591,925	1.87%
	aCRV	273,300	543,229	1.72%
	DAI	451,416	453,089	1.43%
	aSUSD	373,975	374,632	1.19%
	USDC	358,205	358,872	1.14%
<b>Tokens less than 1% of total holdings</b>				
	Various		1,469,590	4.65%
	<b>Total</b>		<b>31,608,235</b>	

# Polygon Network - V2 Market Reserve Factor

## Polygon Balance Review

The Polygon Network Aave V2 Reserve Factor includes 6 tokens totalling \$10.1m. The Reserve Factor balanced decreased by \$600k during, or 5.6% MoM during April. This is mainly a result of depreciating BTC and ETH prices. For further details, please see the Llama Community prepared [Dune Dashboard](#)

## Polygon Reserve Balance - \$USD



Symbol	# Tokens	Balance \$000	% of Holdings
<i>ERC-20 TOKENS</i>			
amUSDC	3,595,399	3,595,399	35.28%
amDAI	3,300,301	3,300,301	32.38%
amUSDT	1,275,866	1,275,866	12.52%
amWMATIC	729,146	792,884	7.78%
amWBTC	16.55	630,510	6.19%
amWETH	210.76	597,051	5.86%
Total		10,192,011	






# Detailed Profit or (Loss) and Token Flow Statements



## Income Statement - Ethereum Reserve

\*GTD = Genesis to date (Inclusive of Jan - April 2022)  
 \*\*YTD = Year to date (Year being January to December 2022)

	GTD*	January	February	March	April	YTD**
Revenue - ETH Market	\$000	\$000	\$000	\$000	\$000	\$000
Aave V1	1,015.04	2.38	0.92	0.96	-	4.26
Aave V2	15,079.51	1,030.94	673.47	725.83	751.20	3,181.44
AMM	41.85	1.82	0.57	0.38	0.53	3.30
ARC	-	-	-	-	-	-
RWA	-	-	-	-	-	-
<b>Revenue Total</b>	<b>16,136.40</b>	<b>1,035.14</b>	<b>674.96</b>	<b>727.17</b>	<b>751.73</b>	<b>3,189.00</b>
<b>Expenses</b>	-	-	-	-	-	-
<b>Net Income</b>	<b>16,136.40</b>	<b>1,035.14</b>	<b>674.96</b>	<b>727.17</b>	<b>751.73</b>	<b>3,189.00</b>

## Income Statement - Polygon Reserve

\*GTD = Genesis to date (Inclusive of Jan - April 2022)  
 \*\*YTD = Year to date (Year being January to December 2022)



	GTD*	January	February	March	April	YTD**
<b>Revenue - Polygon Market</b>	<b>\$000</b>	<b>\$000</b>	<b>\$000</b>	<b>\$000</b>	<b>\$000</b>	<b>\$000</b>
Aave V2	10,240.12	1,147.77	528.11	150.77	132.42	1,959.07
Aave V3	1.77	-	-	0.13	1.64	1.77
<b>Revenue Total</b>	<b>10,241.89</b>	<b>1,147.77</b>	<b>528.11</b>	<b>150.90</b>	<b>134.06</b>	<b>1,960.84</b>
<b>Expenses</b>	<b>-</b>	<b>-</b>	<b>-</b>	<b>-</b>	<b>-</b>	<b>-</b>
<b>Net Income</b>	<b>10,241.89</b>	<b>1,147.77</b>	<b>528.11</b>	<b>150.90</b>	<b>134.06</b>	<b>1,960.84</b>

# Connect with Us



**Elliott Watts**  
*Chartered Accountant*

[@ElliottWatts10](https://twitter.com/ElliottWatts10)



**Matthew Graham**  
*Treasury Management  
and DeFi Expert*

[@Matthew\\_Graham](https://twitter.com/Matthew_Graham)



**Michael Silberling**  
*Dune Analyst*

[@MSilb7](https://twitter.com/MSilb7)



**Scottincrypto**  
*Data Analyst*

[@scottincrypto](https://twitter.com/scottincrypto)



## Stay Updated



[llama.xyz](https://llama.xyz)



[@llamacommunity\\_](https://twitter.com/llamacommunity_)



[llama.substack.com](mailto:llama.substack.com)