March 2022 Financials

llama

Disclaimer

The data, statements and information presented in this report is for informational purposes only, and it does not constitute financial or investment advice. Further, the financial statements presented have not undergone a comprehensive financial statement audit from a third-party professional accounting firm. As such, there may exist errors or inaccuracies that materially misstate the financial statements. We are not responsible for any financial losses or adverse outcomes that may result from making investment decision based on the data presented herein. Further, by viewing this report you agree that the statements in this report do not constitute a representation, warranty or guaranty regarding any matter, and you are not relying thereon, but will conduct your own due diligence. You hereby release, waive and relinquish any and all claims, causes of action and disputes against Aave, its contributors, and the creators of this document. THIS REPORT DOES NOT CONSTITUTE ADVICE FOR ANY PURPOSE. The forward-looking statements in this report are subject to numerous assumptions, risks and uncertainties which are subject to change over time. There are many risk factors, including those relating to blockchain and cryptographic technology generally, as well as Aave specifically, that could cause actual results or developments anticipated by us not to be realized or, even if substantially realized, to fail to achieve any or all of the benefits that could be expected therefrom. We reserve the right to change the plans, expectations and intentions stated herein at any time, and we undertake no obligation to update publicly or revise any forward-looking statement, whether as a result of new information, future developments or otherwise. ACCORDINGLY, WE RECOMMEND THAT YOU DO NOT RELY ON, AND DO NOT MAKE ANY FINANCIAL DECISION OR INVESTMENT BASED ON, THE STATEMENTS CONTAINED IN THIS UPDATE

What is Aave?

"Aave is an open source and non-custodial liquidity protocol for earning interest on deposits and borrowing assets"

llama

Key Financial Highlights - March 2022

Polygon Network - Reserve Factor Revenue

$164k Down 71.5% MoM

Ethereum Network - Reserve Factor Revenue

$1.31M Up 5.8% MoM

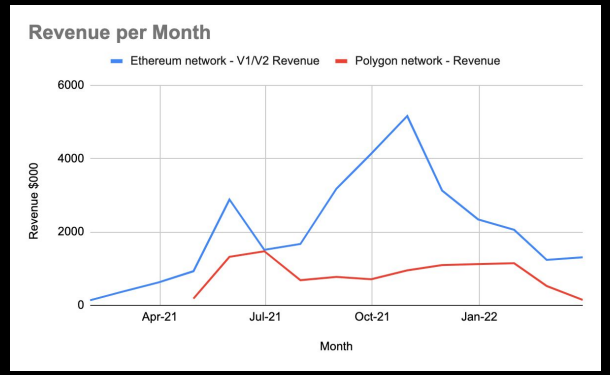

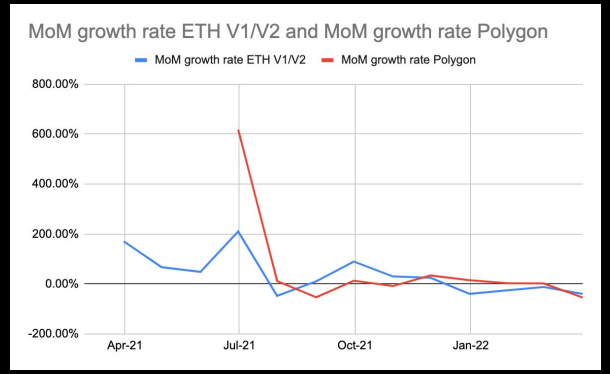

March has seen some market recovery and the Ethereum network has benefitted from this slight uptick. The Polygon Network has seen a large drop off in revenue which can be attributed to the fact MATIC rewards concluded in February. This resulted in reduced activity on the Polygon network.

The Ethereum Network saw an increase in revenue generated, this is a result of asset price appreciation and generally more activity. This is promising considering there was a reduction in liquidity mining incentives, which can be seen here.

llama

Ecosystem Reserve

The Aave ecosystem reserve has continued on its downward trajectory. This is solely a result of the price depreciation of $AAVE. The balance currently stands at $415.92m. $AAVE grew in value by 51.9% since the end of February.

Treasury Balance and Contract Information

Treasury Information

Category	Value
Ecosystem Reserve	0x25f2226b597e8f9514b3f68f00f494cf4f286491
$AAVE Contract address	0x7fc66500c84a76ad7e9c93437bfc5ac33e2ddae9
Treasury Balance (USD)	$457.42m - incl. Ecosystem reserve, Ethereum and Polygon Reserve Factors

Aave Token information

Category	Value
Name	Aave
Symbol	AAVE
Type	ERC-20
Holders	104,978
Current Price (USD)	$206.16 - EOM price
Transfers Count	1,457,446
Senders	271,820
Receivers	354,223
Total supply	16,000,000
First transfer	2020-10-02T21:03:37.000+00:00
Latest transfer	2022-05-10T13:39:00.000+00:00

Disclaimer - all information stated above was correct as of 10th May 2022 using information from coingecko.com

Ethereum Network - V1 & V2 Market Reserve Factor

Ethereum Balance Review

The Ethereum Network - V1 & V2 Market's Reserve Factor combined hold 60 tokens totalling $30.6m. During March, the Reserve Factor increased by a combined $500k. This is a 1.7% increase MoM. The holdings within this account are generally low vol assets being stablecoins which total ~ 90% of the total balance. The reduction in total holdings is due to the recent DeFi market downturn.

For presentational purposes we show all tokens greater than 1%. The tokens less than 1% individually and only 5.55% combined. For a full breakdown of the balance, please refer to the Dune dashboard prepared by the Llama team. The next page shows the breakdown of assets.

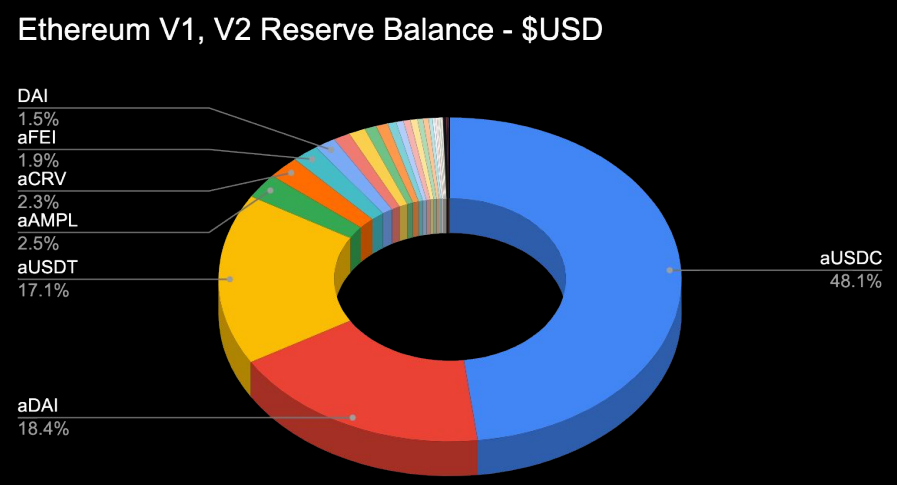

llama

Ethereum Network - V1 & V2 Market Reserve Factor (Cont.)

Detailed Holding Summary

	Symbol	# Tokens	Balance	% of Holdings
			$000	
ETHEREUM Balance	ETH	104	341.46	1.11%
ERC-20 TOKENS				
	aUSDC	14,731,165	14,729.18	47.77%
	aDAI	5,627,825	5,627.43	18.25%
	aUSDT	5,234,201	5,233.80	16.97%
	aAMPL	643,148	758.01	2.46%
	aCRV	242,223	691.26	2.24%
	aFEI	577,180	576.14	1.87%
	DAI	451,416	451.38	1.46%
	USDC	358,191	358.14	1.16%
	aSUSD	356,077	356.02	1.15%
	Tokens less than 1% of total holdings			
	Various		1,711.36	5.55%
	Total		30,834.20	

Polygon Network - V2 Market Reserve Factor

Polygon balance review

The Polygon Network Aave V2 Reserve Factor includes 6 tokens totalling $10.7M. The Reserve Factor balanced increased by $500k during, or 4.9% MoM during March. For further details, please see the Llama Community prepared Dune Dashboard

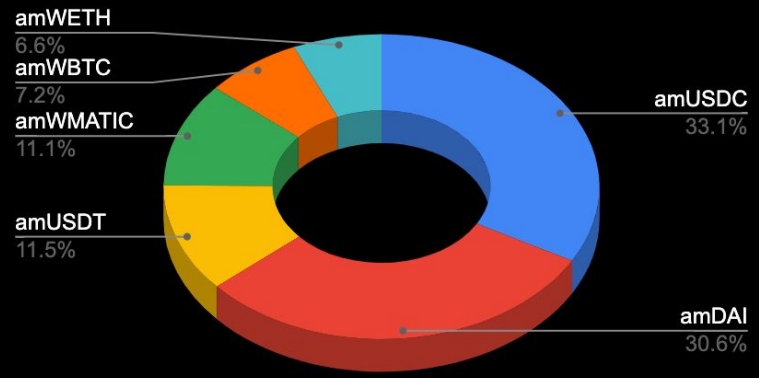

	Symbol	# Tokens	Balance	% of Holdings
			$000	
ERC-20 TOKENS				
	amUSDC	3,534,487	3,552.74	33.07%
	amDAI	3,283,726	3,282.26	30.56%
	amUSDT	1,236,982	1,236.81	11.51%
	amWMATIC	704,935	1,189.27	11.07%
	amWBTC	17	771.90	7.19%
	amWETH	211	708.63	6.60%
Total			10,741.61	

llama

Detailed Profit or (Loss) and Token Flow Statements

llama

Ethereum Network - Reserve Factor Profit / Loss Statement

	Q1 - Q3	Oct 2021	Nov 2021	Dec 2021	2021 YTD TOTAL	Jan 2022	Feb 2022	Mar 2022	Q1 Total
Amounts shown in USD	$000	$000	$000	$000		$000	$000	$000	$000
REVENUE									
Reserve Revenue	15,181.86	5,047.95	3,012.91	2,262.28	**25,505.00**	1,975.54	1,182.30	1,241.69	4,399.53
aToken Interest	141.58	108.02	105.97	78.83	**434.39**	79.94	54.82	67.65	202.41
Repayment fees	0.84	0.00	0.02	0.09	**0.95**	0.00	0.00	0.00	0.00
Flashloan Fees (v1)	122.38	4.36	7.43	2.37	**136.53**	2.41	1.19	0.97	4.57
Total Revenue	**15,446.66**	**5,160.32**	**3,126.32**	**2,343.56**	**26,076.87**	**2,057.89**	**1,238.32**	**1,310.31**	**4,606.51**
OPERATING EXPENSES									
General expenses	-	-	-	-	-	-	-	-	-
Total operating expenses									
Net income / (loss)	**15,446.66**	**5,160.32**	**3,126.32**	**2,343.56**	**26,076.87**	**2,057.89**	**1,238.32**	**1,310.31**	**4,606.51**

Polygon Network - Reserve Factor Profit / Loss Statement

	Q1 - Q3	Oct 2021	Nov 2021	Dec 2021	2021	Jan 2022	Feb 2022	Mar 2022	Q1
Amounts shown in USD	**$000**	$000	$000	$000	YTD TOTAL	$000	$000	$000	$000
REVENUE									
Reserve Revenue	5,122.99	936.55	1,096.55	1,124.54	**8,280.63**	1,147.76	526.54	148.28	1,822.58
aToken Interest	29.03	16.16	23.40	20.17	**117.78**	20.08	13.94	15.71	49.73
Total Revenue	**5,152.02**	**952.71**	**1,119.95**	**1,144.71**	**8,398.41**	**1,167.84**	**540.48**	**163.99**	**1,872.30**
OPERATING EXPENSES									
General expenses	-	-	-	-	-	-	-	-	-
Total operating expense	-	-	-	-	-	-	-	-	-
Net income / (loss)	**5,152.02**	**952.71**	**1,119.95**	**1,144.71**	**13,521.40**	**1,167.84**	**540.48**	**163.99**	**1,872.30**

Connect with Us

Elliott Watts
Chartered Accountant

@ElliottWatts10

Matthew Graham
Treasury Management and DeFi Expert

@Matthew_Graham_

Michael Silberling
Dune Analyst

@MSilb7

llama

llama

Stay Updated

llama.xyz

@llamacommunity_

llama.substack.com